

HOW TO USE UCSI VPN?

UCSI VPN

Please be informed that we no longer use OpenAthens as the proxy.

Users who are off-campus and want to access online databases can use UCSI VPN as the new proxy.

On-campus users can access the database directly.

What is UCSI VPN?

The UCSI VPN server acts like a proxy, or stand-in, for your web activity. Instead of your real IP address and location, all websites that you visit will only show the IP address and location of the VPN server (UCSI IP Address).

Who can use UCSI VPN?

All staff and students of UCSI can use and access UCSI VPN as long as their names are still listed in IIS and LDAP servers



LIBRARY

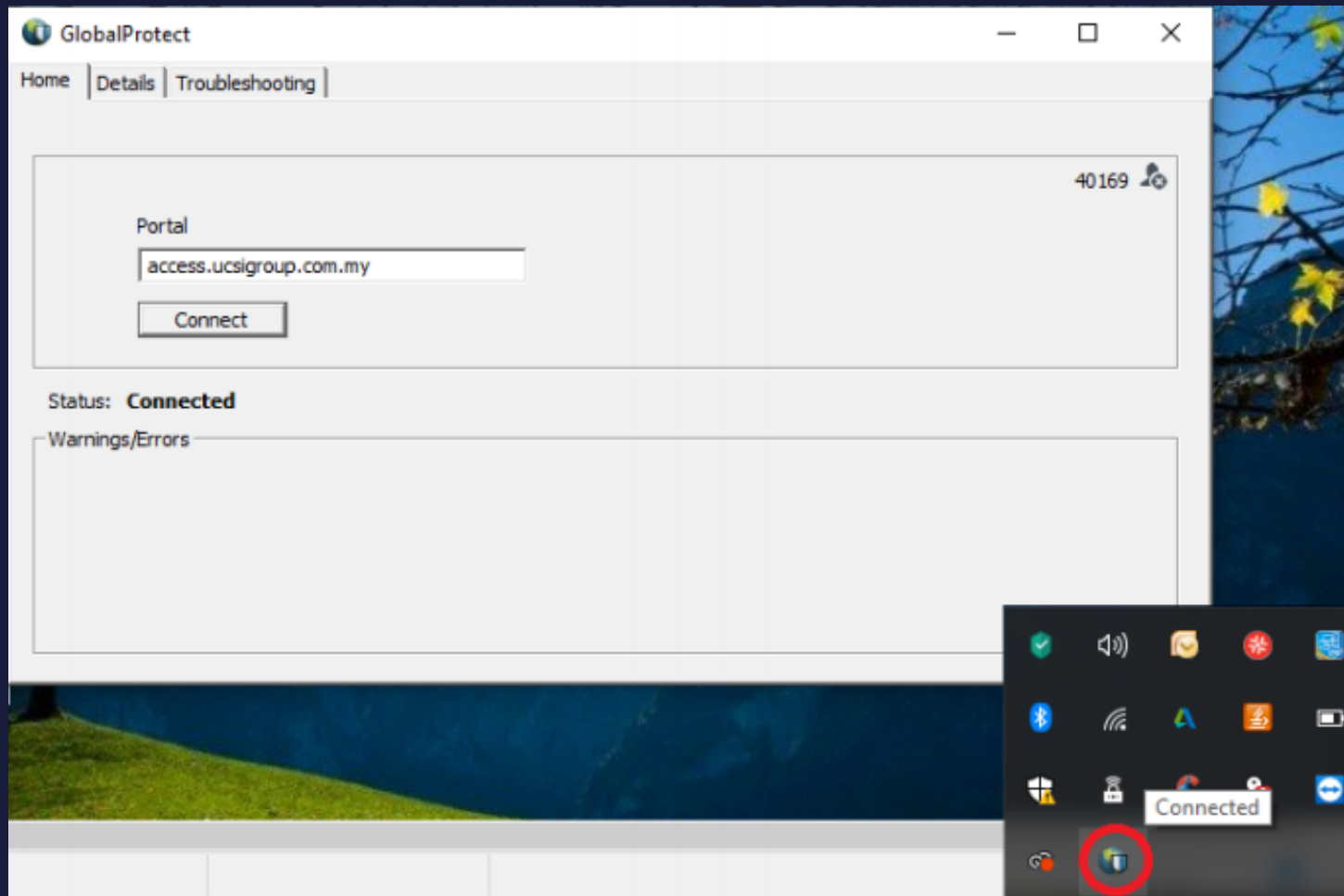
HOW TO USE UCSI VPN?

1. Please install UCSI VPN

Installation Guideline - <https://lib.ucsiuniversity.edu.my/services>

2. Make sure that the VPN status shows "connected".

3. Users can enable and disable the connection of UCSI VPN



HOW TO USE UCSI VPN?

ONLINE DATABASE



Springer Link

Providing researchers with access to millions o...

[READ MORE](#)



SAGE Journals

SAGE Open is a peer-revie...

[READ MORE](#)



EBSCOhost Business Source Complete

With premium full-text content and peer-reviewe...

[READ MORE](#)



Proquest One Academic

With ProQuest One Academic, four core multi-dis...

[READ MORE](#)



DETAIL inspiration - online database for architects

This new image and reference database uses prec...

[READ MORE](#)



Emerald Management

Emerald Management provides 175 current full te...

[READ MORE](#)

4. Go to e-resources

URL - <https://lib.ucsiuniversity.edu.my/e-resource/online-database>

5. Choose the database - Click "READ MORE"

HOW TO USE UCSI VPN?

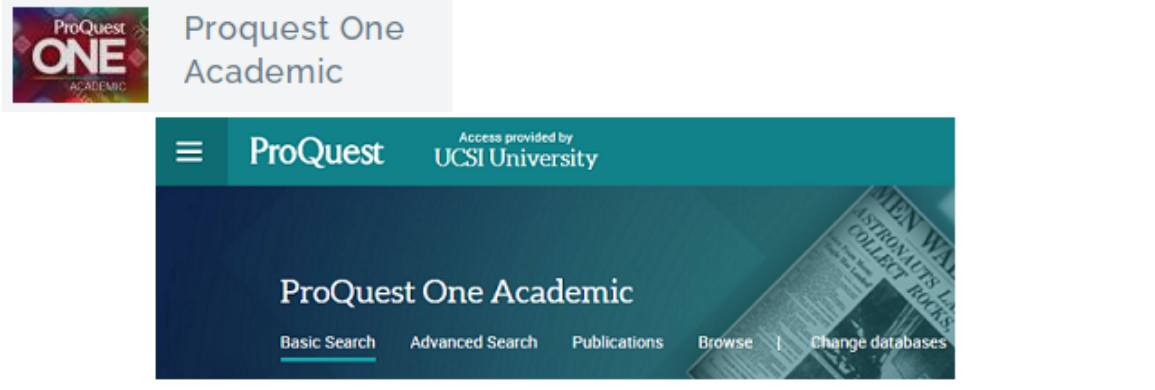
6. A successful login will redirect you to the page

7. The UCSI logo will appear somewhere in the page (depending on the site).

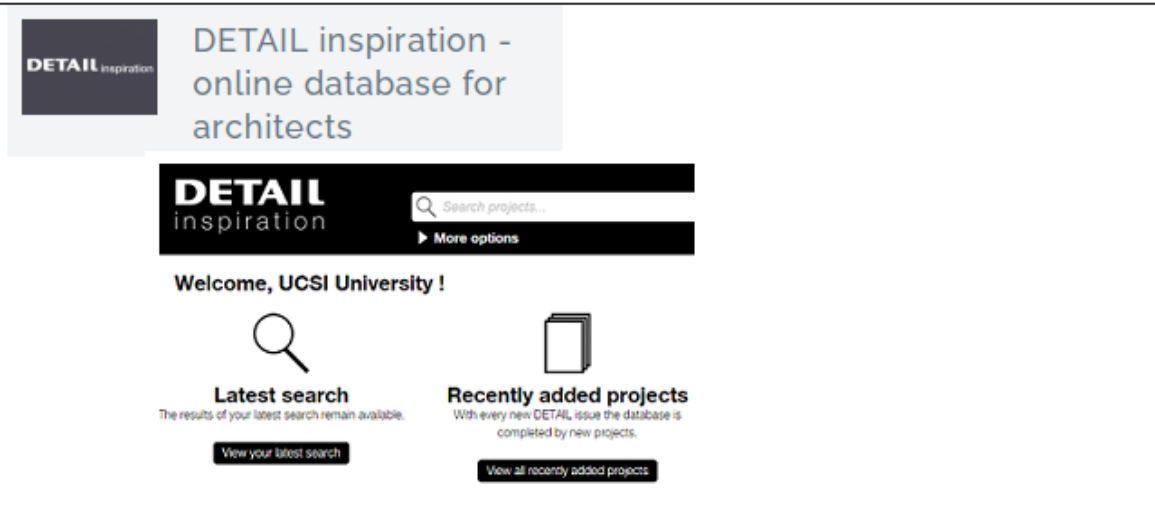
The screenshot shows the footer of a library website with three main sections:

- Springer Link:** Located at the top left of the footer, it features the Springer logo (a chess knight) and the text "Springer Link". To its right, it says "At the end of the page (Left side)". Below this is a grey box with the "SPRINGER NATURE" logo, copyright information "© Springer Nature Switzerland AG. Part of Springer Nature.", and user information "Not logged in · UCSI University (3000721701) · 103.138.64.51".
- SAGE Journals:** The middle section features the "SAGE journals" logo on the left. To its right are icons for "Sign In", "UCSI University", "Society", and "Cart". Below these icons is a blue banner with the text "Account Administrators: Review your remote access options for SAGE Journals".
- EBSCOhost Business Source Complete:** The bottom section features the "EBSCOhost Business Source Complete" logo on the left. To its right, it says "UCSI UNIVERSITY" and "EBSCOhost Research Databases". A large, semi-transparent UCSI University logo is overlaid on the right side of this section.

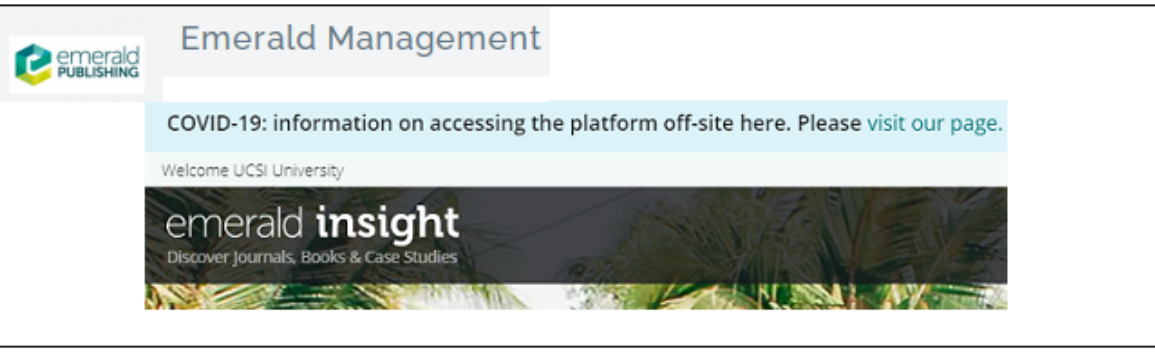
HOW TO USE UCSI VPN?



The screenshot shows the ProQuest One Academic website. At the top left is the ProQuest ONE Academic logo. To its right, the text "Proquest One Academic" is displayed. Below this is a teal navigation bar with a menu icon, the ProQuest logo, and the text "Access provided by UCSI University". The main content area features the "ProQuest One Academic" title and a navigation menu with links for "Basic Search", "Advanced Search", "Publications", "Browse", and "Change databases". The background of the main area shows a newspaper clipping with the headline "MEN WANT ASTRONAUTS TO COLLECT ROCKS".



The screenshot displays the DETAIL inspiration website. The top left features the "DETAIL inspiration" logo. The main heading reads "DETAIL inspiration - online database for architects". Below this is a search bar with the text "Search projects..." and a "More options" link. A welcome message says "Welcome, UCSI University!". There are two main sections: "Latest search" with a magnifying glass icon and a "View your latest search" button, and "Recently added projects" with a book icon and a "View all recently added projects" button. The text under "Recently added projects" states: "With every new DETAIL issue the database is completed by new projects."



The screenshot shows the Emerald Management website. The top left has the "emerald PUBLISHING" logo. The main heading is "Emerald Management". A light blue banner contains the text: "COVID-19: information on accessing the platform off-site here. Please visit our page." Below this is a "Welcome UCSI University" message. The main content area features the "emerald insight" logo and the text "Discover Journals, Books & Case Studies" over a background image of palm trees.

HOW TO USE UCSI VPN?

The image displays three screenshots of library services accessible via UCSI VPN. The first screenshot shows the Oxford Grove Music Online interface, featuring the Oxford Music Online logo, a navigation menu with 'Grove Music Online' selected, and a search bar with filters for Topic, Instrument, Era, and Region. A user is signed in as 'UCSI University' with an 'AUTOMATICALLY SIGNED IN' status. The second screenshot shows the Medici.tv interface, with the Medici.tv logo and a note stating 'This service is provided by UCSIUniversity'. The third screenshot shows the IPA Source interface, including the IPA SOURCE logo, a search bar labeled 'Search IPA Source', a welcome message for 'UCSI Education Sdn Bhd' with an 'Administrative Login' link, and a navigation menu with links for 'Browse catalog', 'About IPA Source', 'Subscriptions', 'Contact Us', and 'Blog'.

HOW TO USE UCSI VPN?

Disclaimer

- Articles and e-books that can be read or downloaded depend on the subscription.
- After successfully logging in, the UCSI logo or name will appear in the page depending on the site.
- There are some sites that require you to sign up before using the feature provided.
- If you have any problems or enquiries, please email to hafizah@ucsiuniversity.edu.my



LIBRARY